


**UNIFORM STATUTORY DECLARATION FORM FOR THE REGISTRATION OF FITTING DESIGNS**

NEW BRUNSWICK  X  
 NUNAVUT  X

NOVA SCOTIA  X  
 YUKON

PRINCE EDWARD ISLAND  X  
 NORTHWEST TERRITORIES  X

NEWFOUNDLAND AND LABRADOR  X

MANUFACTURERS NAME: <b>Ashcroft Inc</b>	
MANUFACTURERS ADDRESS: <b>250 East Main Street, Stratford, CT, USA</b>	
PLANT LOCATIONS: <b>per above.</b>	
<p align="center"><b>CATEGORY OF FITTINGS TO BE REGISTERED. CIRCLE ONE CATEGORY ONLY</b></p> <p>A Pipe fittings, including couplings, tees, elbows, Ys, plugs, unions, pipe caps, or reducers                  B Flanges: all flanges                  C Valves: all line valves                  D Expansion joints, flexible connections, and hose assemblies: all types                  E Strainers, filters, separators, and steam traps  <input checked="" type="radio"/> F Measuring devices, including pressure gauges, level gauges, sight glasses, levels, or pressure transmitters                  G Certified capacity-rated pressure relief devices acceptable as primary over pressure protection on boilers, pressure vessels, piping and fusible plugs                  H Pressure retaining components that do not fall into one of the above categories                  N Nuclear components: Class 1 <input type="checkbox"/> Class 2 <input type="checkbox"/> Class 3 <input type="checkbox"/>, (Meeting CNSC or ASME requirements)</p>	<p align="center"><b>TITLE OF THE STANDARD OF CONSTRUCTION</b></p> <p align="center">- <b>ASME B31.3; ASME B40.100</b></p>
<p><b>SHOW MANUFACTURERS NAME, TRADEMARK, OR LOGO AS IT WILL APPEAR ON THE PRODUCT</b></p> <div align="center" style="border: 1px solid black; padding: 5px;">  </div>	<p align="center"><b>TYPE OF CONSTRUCTION</b></p> <p>FORGED <input type="checkbox"/> WELDED <input type="checkbox"/> WROUGHT <input type="checkbox"/>                  CAST <input checked="" type="checkbox"/> OTHER <input type="checkbox"/>                  DESCRIBE OTHER:  <p align="center">Machined</p> </p>
<p><b>LIST OF SUPPORTING DOCUMENTATION AND IDENTIFICATION OF THE ACTUAL ITEMS TO BE REGISTERED:</b></p> <p align="center"><b>PRP-SG-Rev0; SOR-SG-Rev0; PRP-G-Rev0; SOR-G-Rev0.</b></p>	


**DECLARATION:**

I Philip Reed (see note 3) employed by Ashcroft Inc and being the person having full authority and responsibility for the quality of the end product do solemnly declare that the information contained in this form is true and to the best of my knowledge represents the product for which registration is sought. The dimensions, materials of construction, pressure temperature ratings, and identification markings are in accordance with the herein named standards. I further declare that the manufacture of these fittings is regulated by a Quality Control Program which extends to each plant where fabrication occurs in whole or in part and has been verified by Lloyd's Register as being suitable for that purpose and I make this solemn declaration conscientiously believing it to be true and knowing that it is of the same force and effect as if made under oath.


Signature of Declarer: 

Declared before me at Stratford, CT

This 3<sup>rd</sup> day of January AD 2013

Commissioner of Oaths or Notary Public: (sign)   
Elizabeth A. Becker



<p align="center">This space for Regulatory Authority use</p> <p align="center">This registration must be revalidated after ten (10) years from the date of acceptance</p> <p>CRN: <u>0F8388.5 Rev.3</u></p> <p>FID#: <u>2433</u></p> <p>Notes:                  1. All fittings shall be registered in the name of the Manufacturer.                  2. Each category shall be supported with two Statutory Declaration forms and one copy of supporting documentation.                  3. The declaration shall be made by the person having full authority and responsibility for the quality of the end product.                  4. Quality control programs shall be resubmitted for validation at a maximum interval of five (5) years.</p>	<p align="center"><b>DEPT OF PUBLIC SAFETY BOILER &amp; PRESSURE VESSEL ACT</b></p> <p align="center"><b>REGISTRATION ONLY</b></p> <p>CRN <u>0F8388.57 Rev. 3</u></p> <p>EXAMINER: <u></u>                  for  <b>CHIEF BOILER INSPECTOR</b></p> <p>DATE: <u>March 8 / 2013</u></p> <p><input type="checkbox"/> BLRs <input type="checkbox"/> SeRVs0 - Fittings Rev. 1 06/2003</p> <p align="center"><input checked="" type="checkbox"/> FITTINGS <input type="checkbox"/> COMPONENTS</p>
--	---

**UNIFORM STATUTORY DECLARATION FORM FOR THE REGISTRATION OF FITTING DESIGNS**

NEW BRUNSWICK  
 NUNAVUT

NOVA SCOTIA  
 YUKON

PRINCE EDWARD ISLAND  
 NORTHWEST TERRITORIES

NEWFOUNDLAND AND LABRADOR

MANUFACTURERS NAME: <u>Willy Instrumentos De Medicao E Controle LTDA.</u>	
MANUFACTURERS ADDRESS: <u>Rua Joao Pessoa, 620, Centro, 09520-000 - Sao Caetano Do Sul/SP, Brazil</u>	
PLANT LOCATIONS: <u>per above.</u>	
<p align="center"><b>CATEGORY OF FITTINGS TO BE REGISTERED. CIRCLE ONE CATEGORY ONLY</b></p> <p>A Pipe fittings, including couplings, tees, elbows, Ys, plugs, unions, pipe caps, or reducers                  B Flanges: all flanges                  C Valves: all line valves                  D Expansion joints, flexible connections, and hose assemblies: all types                  E Strainers, filters, separators, and steam traps                  Ⓕ Measuring devices, including pressure gauges, level gauges, sight glasses, levels, or pressure transmitters                  G Certified capacity-rated pressure relief devices acceptable as primary over pressure protection on boilers, pressure vessels, piping and fusible plugs                  H Pressure retaining components that do not fall into one of the above categories                  N Nuclear components: Class 1 <input type="checkbox"/> Class 2 <input type="checkbox"/> Class 3 <input type="checkbox"/>, (Meeting CNSC or ASME requirements)</p>	<p align="center"><b>TITLE OF THE STANDARD OF CONSTRUCTION</b></p> <p>ASME B31.3, ASME B40.100</p>
<p><b>SHOW MANUFACTURERS NAME, TRADEMARK, OR LOGO AS IT WILL APPEAR ON THE PRODUCT</b></p> <p align="center"> </p>	<p align="center"><b>TYPE OF CONSTRUCTION</b></p> <p>FORGED <input type="checkbox"/> WELDED <input type="checkbox"/> WROUGHT <input type="checkbox"/>                  CAST <input checked="" type="checkbox"/> OTHER <input checked="" type="checkbox"/>                  DESCRIBE OTHER:                  Machined</p>
<p><b>LIST OF SUPPORTING DOCUMENTATION AND IDENTIFICATION OF THE ACTUAL ITEMS TO BE REGISTERED:</b></p> <p>PRP-SG-Rev0; SOR-SG-Rev0; PRP-G-Rev0; SOR-G-Rev0.</p>	

**DECLARATION:**

I Philip Reed (see note 3) employed by Willy Instrumentos and being the person having full authority and responsibility for the quality of the end product do solemnly declare that the information contained in this form is true and to the best of my knowledge represents the product for which registration is sought. The dimensions, materials of construction, pressure temperature ratings, and identification markings are in accordance with the herein named standards. I further declare that the manufacture of these fittings is regulated by a Quality Control Program which extends to each plant where fabrication occurs in whole or in part and has been verified by Bureau Veritas as being suitable for that purpose and I make this solemn declaration conscientiously believing it to be true, and knowing that it is of the same force and effect as if made under oath.

Signature of Declarer:

Declared before me at Stratford CT USA

This 30 day of OCT. AD 2013

Commissioner of Oaths or Notary Public: (sign)  exp 8/31/201

(Affix Official seal to the right)

USE THIS SPACE FOR OFFICIAL SEAL



This space for Regulatory Authority use This registration must be revalidated after ten (10) years from the date of acceptance.	
CRN: <u>OF8388.5 REV4</u>	REGISTRATION ONLY CRN <u>OF8388.57 Rev4</u>
FID#: <u>14895</u>	EXAMINER: <u></u> for CHIEF BOILER INSPECTOR
Notes: 1. All fittings shall be registered in the name of the Manufacturer. 2. Each category shall be supported with two Statutory Declaration forms and one copy of supporting documentation. 3. The declaration shall be made by the person having full authority and responsibility for the quality of the end product. 4. Quality control programs shall be resubmitted for validation at a maximum interval of five (5) years.	DATE: <u>12/06/2013</u>  <input type="checkbox"/> BLRs Sect. 1.6 - Fittings Rev. 1 06/2003 <input checked="" type="checkbox"/> FITTINGS <input type="checkbox"/> COMPONENTS